



Zupra

BUILDING MATERIALS



All images used
in this catalog
are property of
Luzzo Bulding Materials LLC

Florida , Miami,
EE.UU.
7540 NW 5th St suit 2, Plantation,
FL 33317, United Station.



With heart
and luxury.



¿Who are we?

We are an experienced team that believes in transformation and innovation. We believe in the importance of the changes, but even more, we believe in the fact that everybody can create sustainable and comfy places.

We don't renovate spaces, we help you to transform them in a modern, chic, and eco-friendly way. We experiment with new concepts and ideas to offer the touch of innovation that will turn your home, office, or whatever place you want into the best environment.

With Wood Plastic Composite panels (WPC) of the highest quality. Practical, eco-friendly, and less destructive with the forest.



¿What is

WPC?



Awareness of the use of natural resources and the sustainability of the ecosystem has led to the production of materials that are more respectful of the planet and less destructive to the forest mass.

The WPC panel (Wood Plastic Composite) allows all this through a production technique that requires much less wood, using recycled materials, obtaining equally satisfactory and even more creative results.

The WPC are panels created from composites of wood and synthetic particles (plastic), which makes them an environmentally friendly option and also an inalterable material, thanks to its composition it does not rot or alter in the presence of microorganisms, it is resistant to environmental changes and does not suffer wear and tear due to the weather. In addition to being fireproof, it requires no maintenance, is easy to install and provides a natural finish to spaces.

A photograph of a modern outdoor pool area. In the foreground, there is a paved deck with a pattern of light brown and tan tiles. A curved brick coping is visible at the bottom right corner. Behind the deck is a low wall made of stacked, irregular stones in shades of tan and grey. Above the stone wall is a fence made of vertical wooden slats in a warm brown tone. The background shows a clear blue sky with several trees, including a large green tree on the left and a bare tree on the right.

**Build what
you dream it.**

Properties

- 01. Eco-friendly.
- 02. Easy/ fast installation.
- 03. Moisture resistant.
- 04. Corrosion resistant.
- 05. Resists harsh environments.
- 06. Pest resistant.
- 07. Flame retardant.
- 08. Can be painted.
- 09. Low maintenance.



TÁVOLA





Our TAVOLA panel, not only has a real wood texture, but also has a longer life span than real wood and requires no maintenance.

Outdoor panel

Dimensions

Wide/8-1/3"

Lenght/12"

Depth/1"



Chocolate **Tavola**





Reference Chocolate Tavola 8-1/3" x 9'-6" x 1"

Outdoor panel

Dimensions

Wide/8-1/3"

Lenght/12"

Depth/1"



Gray **Tavola**





Reference Gray Tavola 8-1/3" x 9'-6" x 1"

Outdoor panel

Dimensions

Wide/8-1/3"

Lenght/12"

Depth/1"



Black **Tavola**





Reference Black Tavola 8-1/3" x 9'-6" x 1"

Outdoor panel

Dimensions


Wide/8-1/3"

Length/12"

Depth/1"



Teak **Tavola**

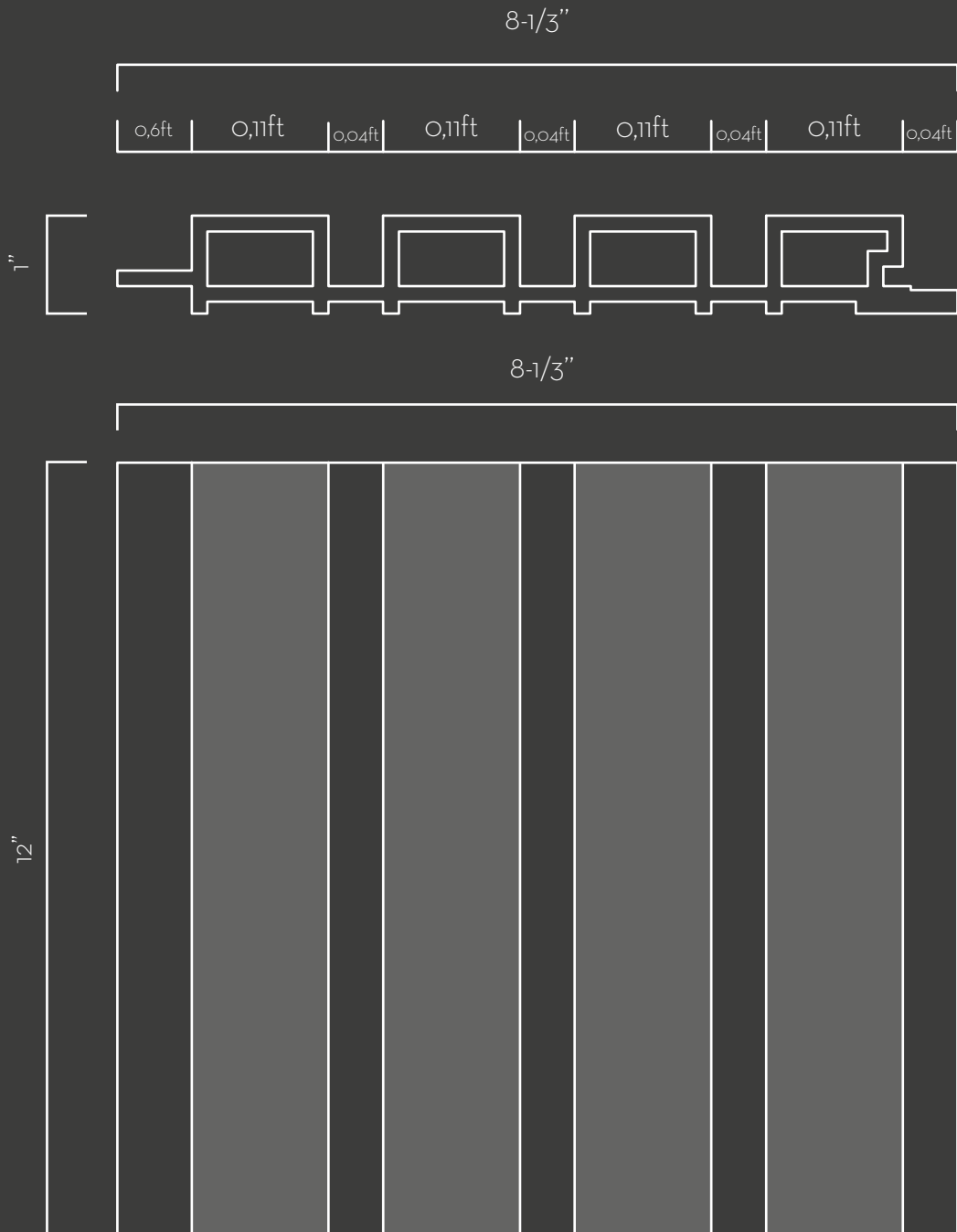




Reference Teak Tavola 8-1/3" x 9'-6" x 1"

Tavola

dimensions

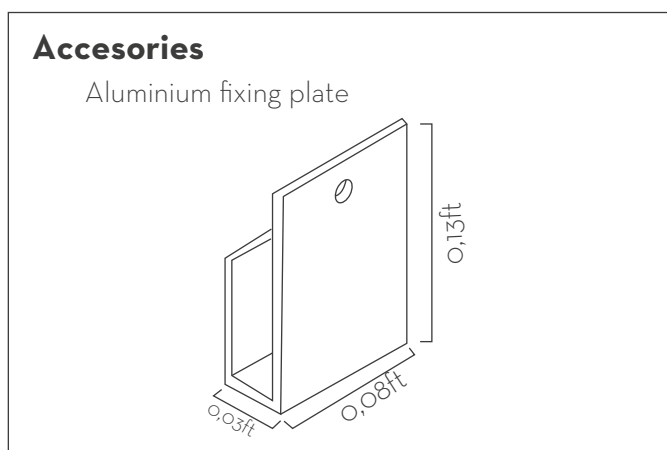
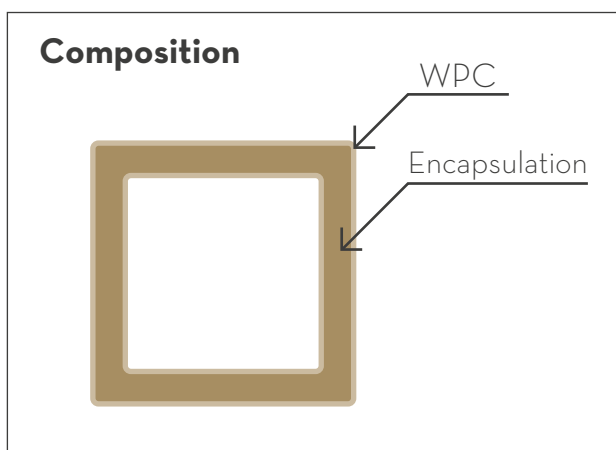


Technical data

TAVOLA



3D WALL PANEL	
Wide:	8-1/3"
Lenght:	12"
Depth:	1"
Finish:	Ribbed
Weigth:	12 Lb/ unit
Composition:	Encapsulated WPC



Indoor and outdoor applications:

Facades.
Interiors.

Coating.
Ceilings.

Technical data

TÁVOLA

COMPOSITION	
Ingredient	Percent/%
PE	35
Wood powder	55
Additives	10

Weight by piece(LB)	17
Weight by box(LB)	By pallet

Installation guide

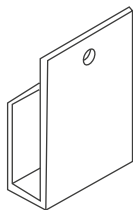


Verify that the visible face of the product is the one with the finish, if the surface on which the coating is to be installed is not flat, or suffers from humidity or exterior contact, it must have a perpendicular support structure, parallels and channels (walls) or perimeter angles and omegas (false ceilings) at a maximum distance of 2ft. Supports are also required on suspended structures.

Tools



Luzo's
panels



Anchoring



Drill



Crop saw



Leveler



Screws




Measuring
tape


Step by step




1 Place the first wall panel on the wall with the tongue side flush with the edge of the wall.



2 Use drill to attach the panel to the wall with the screws seated in the tongue.



3 On the other side, attach the anchors to the panel, then attach to the wall with the drill.



4 Snap the second panel into place, the tongue of the second panel should fit into the groove of the first panel. Finish the rest in the same way.



5 Use the glue to glue the corner piece.



6 Finished installation.

Maintenance and usage recommendations

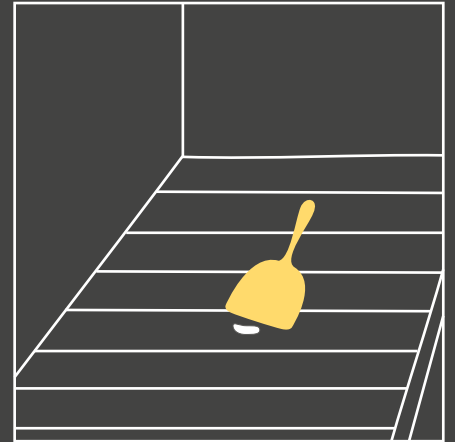
for Luzzo's panels



Clean the panel with a damp or dry cloth.



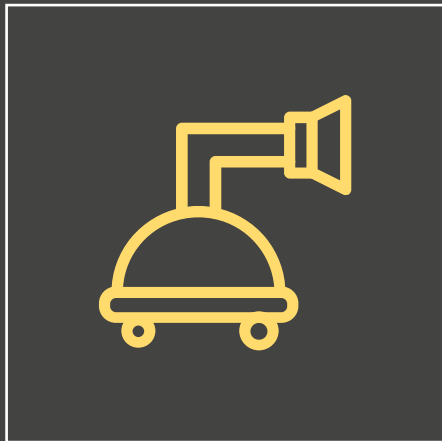
The use of aggressive cleaning products is not recommended, as they may discolor the panels.




Any adhered product must be removed with the plastic spatula.



Do not strike the material during unloading and hold it firmly during transport..



Can be pressure washed, with maximum pressure recommendation 1100 PSI. Always take the necessary safety measures and prevent damage to the material.



If contamination appears, clean it immediately by removing any spilled substance; if it is abrasive, dry it and do not rub it, you can wet it with warm water and dry it with a soft cloth.

Warranty

for Luzzo's panels

Our product has the following warrantees:

WPC Panels:

Years 5 warranty.

This guarantee covers the longevity of the product against structure deformations in it and/or composition that could significantly modify its appearance or its functionality. The guarantee will exclusively cover the replacement of our material and the cost of replancing them on site.

The warranty only covers the value of the product and doesn't cover labor or other costs for remove of install products.

For all purposes, the warranty terms will be considered from the date of the invoice.

Transport:

The responsibility in the transport of the merchandise will be considered on behalf of the buyer or client, unless expressly indicated in the invoice that this service has been contracted.

If it necessary to activate the transport insurance, the guarantee will be understood to have expired with the acceptance of the buyer, either through his signature or after 3 days from receipt. This as long as, at the time of receipt of the product, its acceptance with reservations is stated in writing in the transporter document, because it considers the existence of some hidden damage or that could not be verified within this period for the corresponding claim of transport insurance.

Warranty annulment:

- All guarantees will be no longer be valid due to events not attributable to the manufacturer, such as acts of nature (earthquakes and floods) or accidents such as fires or impacts of objects on the product that could damage it, improper use of the product for purposes other than those considered by the manufacturer.
- The damage that could be caused by cleaning with abrasive chemical agents or caused scratches is not covered by the guarantee, considering these, those that are mentioned after the reception of the panel or the signature of conformity of delivery and installation on site, as appropriate to the contracted service.
- It is considered null and void, when the installation is the responsibility of the buyer, serious defects are detected in it that could partially or totally null the product guarantees due to direct affectation.

**If you would like to request a warranty on our panels,
please contact your consultant to send you the form.**



Zupra